

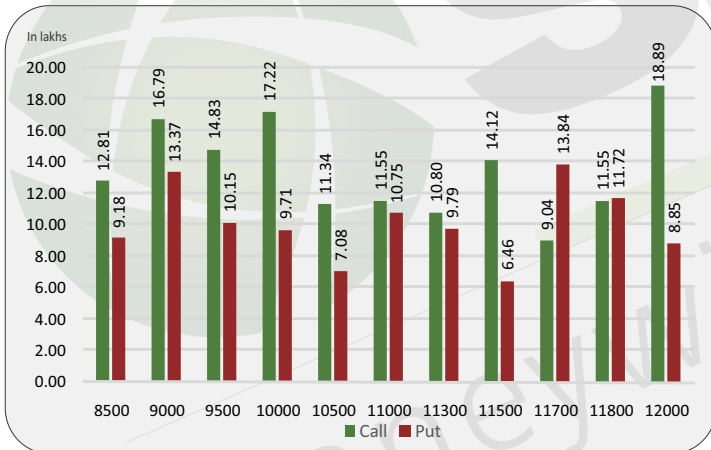
**Nifty level**

	Nifty	S1	S2	R1	R2
<b>NIFTY</b>	7850	7600	7500	8000	8100
<b>BANKNIFTY</b>	16930	16000	15000	18000	19000

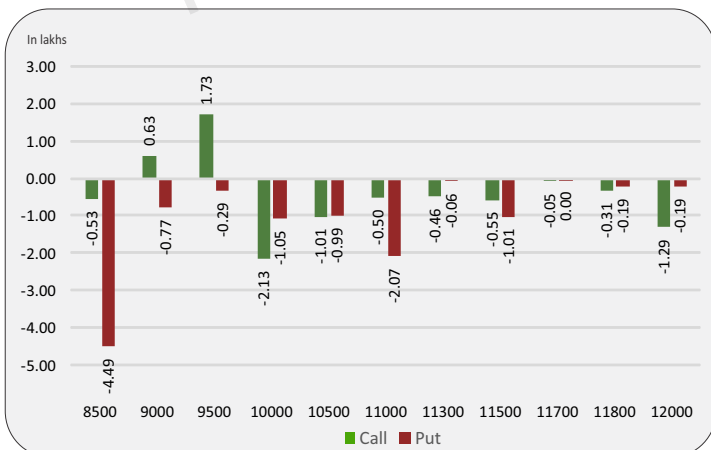
**Nifty snapshot**

	24-Mar	23-Mar
Nifty Spot	7801.05	7610.25
Nifty Mar	7849.90	7581.55
Nifty Apr	7853.80	7603.60
Chg. OI (Mar) (%)	-21.02	-19.53
Chg. OI (Apr) (%)	20.04	-1.48
50 Day SMA	11309	11398
100 Day SMA	11679	11719
200 Day SMA	11533	11554

**Nifty option OI concentration**



**Nifty option OI change**



**Nifty outlook**

**SGX Nifty 7709 (-141)**

Today the markets are likely to open on negative note. All the emerging markets are trading in green. The coming session is likely to witness a range of 7600 on declines and 8000 on advances.

**Stock is in ban period**

ADANIEN, JINDALSTEL, JUSTDIAL

**Sentiment indicator**

	24-Mar	23-Mar	20-Mar	19-Mar	18-Mar
NIFTY Discount/Premium	48.85	-28.70	-22.35	-57.55	-35.10
COST OF CARRY%	0.97	0.82	0.89	0.72	0.73
PCR(OI)	0.62	0.65	0.70	0.74	0.87
PCR(VOL)	0.03	0.07	0.12	0.15	0.43
A/D RATIO(Nifty 50)	1.38	0.02	11.50	0.22	0.14
A/D RATIO(All FO Stock)*	2.14	0.01	8.93	0.23	0.18
IMPLIED VOLATILITY	84.18	85.63	68.80	79.46	58.66
VIX	83.61	71.99	67.10	72.20	72.20
HISTORICAL VOLATILITY	93.21	94.66	70.35	66.29	67.08

\*All Future Stock

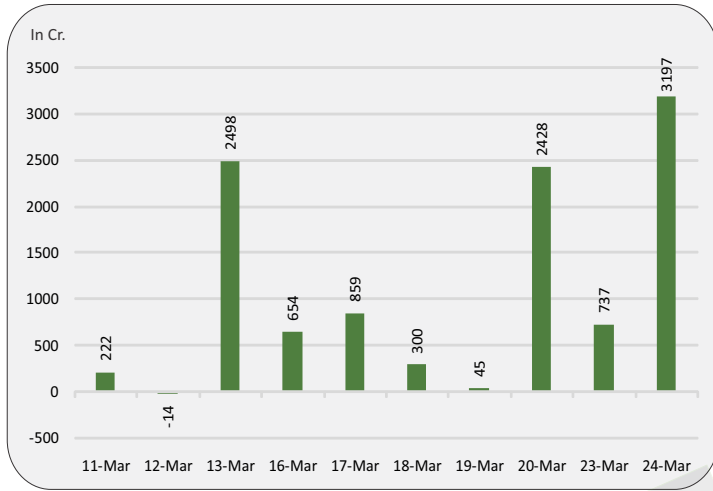
**Nifty v/s OI**

Date	Nifty	% Change	Open Interest	% Change
16-Mar	9118	-7.9%	16982700	9.9%
17-Mar	8916	-2.2%	15864600	-6.6%
18-Mar	8434	-5.4%	15173250	-4.4%
19-Mar	8206	-2.7%	14296050	-5.8%
20-Mar	8723	6.3%	14411475	0.8%
23-Mar	7582	-13.1%	11596800	-19.5%
24-Mar	7850	3.5%	9158925	-21.0%

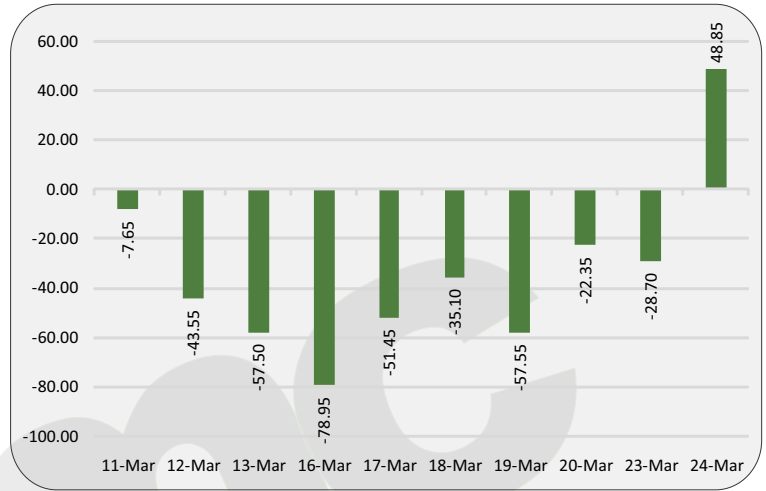
**Fund flow (FII/DII)**

	Net investment (in cr)
FII INDEX FUTURE	3197
FII INDEX OPTION	176
FII STOCK FUTURE	-1156
FII STOCK OPTION	-119
FII CASH	-2153
DII CASH	1554

### FII'S activity in Nifty future



### Nifty discount / premium



### Top 10 long build up

	LTP	% Change	Open Interest	% OI Change

### Indices to out perform

	Closing	% Change
IT	11865	6.13%
FMCG	23935	3.24%
PHARMA	6611	2.78%
ENERGY	10024	1.76%
PSE	2012	-0.79%

### Indices to under perform

	Closing	% Change
BANK	17107	1.12%
FIN SERVICE	8419	1.45%
SMALL CAP	3340	-0.98%
AUTO	4693	1.44%
MIDCAP	2975	2.41%

### Top 10 short build up

	LTP	% Change	Open Interest	% OI Change

### Stocks to out perform

	Closing	% Change
INFY	591.3	12.48%
GAIL	76.9	-0.97%
ESCORTS	635.2	16.24%
CADILAHC	279.7	0.65%
DRREDDY	2871.3	3.97%

### Stocks to under perform

	Closing	% Change
ASHOKLEY	35.8	-1.24%
YESBANK	34.9	-11.53%
AXISBANK	303.1	-1.64%
FEDERALBNK	37.9	-5.49%
IBULHSGFIN	92.2	-4.21%

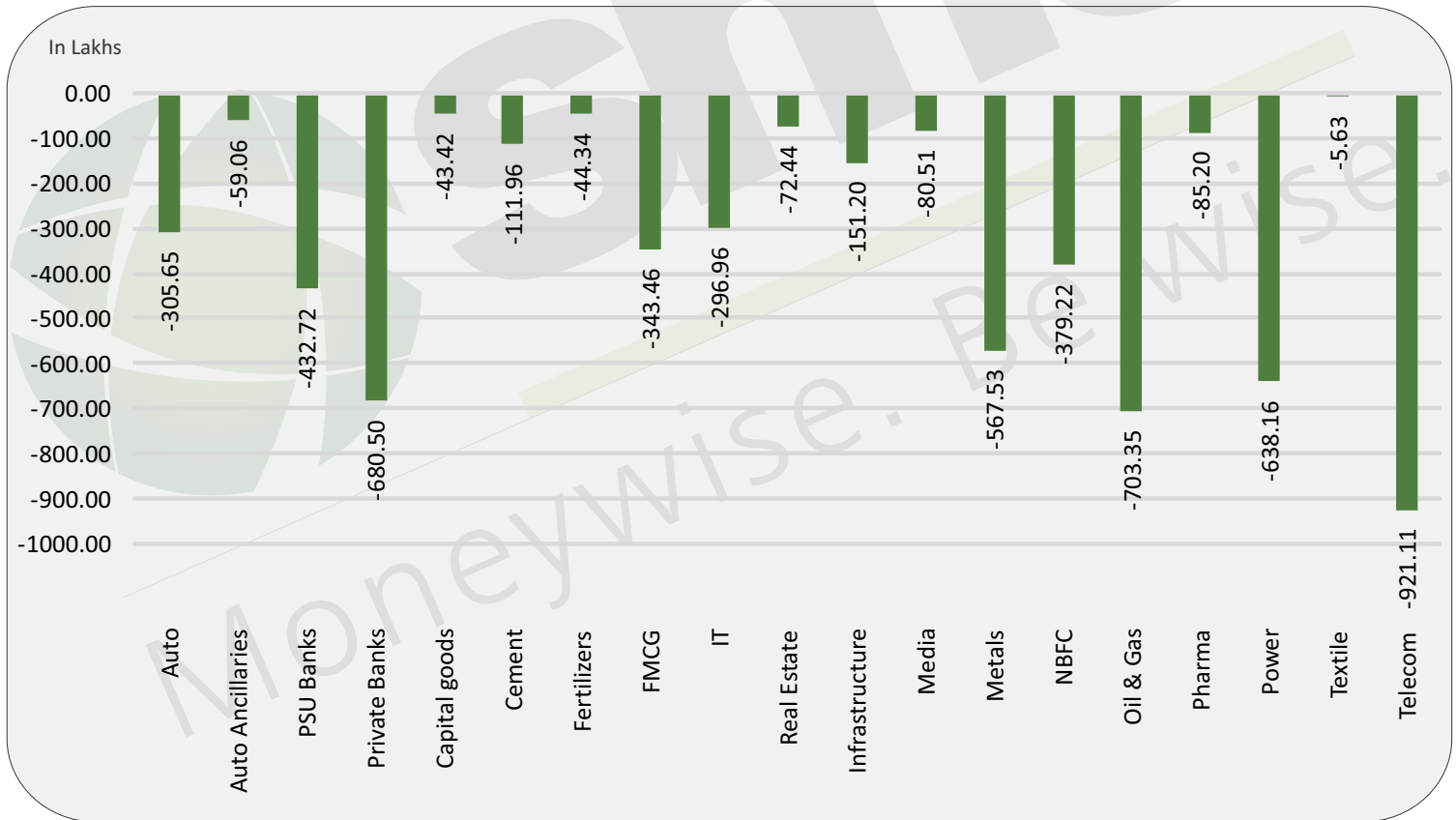
### Sector overview

Scripts/Indexes	OI Change	Volume Change (%)	Price Change	Remark
Auto	-30565170	10.1%	1.0%	Long Buildup
Auto Ancillaries	-5905500	18.9%	2.0%	Long Buildup
PSU Banks	-43271500	13.6%	3.0%	Long Buildup
Private Banks	-68050050	48.2%	-2.4%	Long Unwinding
Capital goods	-4342225	25.5%	2.0%	Short Covering
Cement	-11196200	29.0%	-3.0%	Long Unwinding
Fertilizers	-4434300	32.9%	1.4%	Long Buildup
FMCG	-34345650	18.0%	4.3%	Short Covering
IT	-29695850	38.8%	5.8%	Long Buildup
Real Estate	-7243500	8.0%	-3.6%	Long Unwinding

### Sector overview

Scripts/Indexes	OI Change	Volume Change (%)	Price Change	Remark
Infrastructure	-15120000	-49.7%	1.3%	Long Buildup
Media	-8051300	26.5%	0.9%	Short Covering
Metals	-56753200	3.9%	1.0%	Long Buildup
NBFC	-37922150	25.7%	1.3%	Short Covering
Oil & Gas	-70334863	23.2%	1.3%	Long Buildup
Pharma	-8519950	4.9%	4.1%	Long Buildup
Power	-63815600	7.1%	1.7%	Long Buildup
Textile	-562525	14.9%	-1.7%	Short Buildup
Telecom	-92111381	-25.0%	3.6%	Long Buildup

### Change in sector open interest



E-mail: [smc.care@smcindiaonline.com](mailto:smc.care@smcindiaonline.com)



**Corporate Office:**

11/6B, Shanti Chamber,  
Pusa Road, New Delhi - 110005  
Tel: +91-11-30111000  
[www.smcindiaonline.com](http://www.smcindiaonline.com)

**Mumbai Office:**

Lotus Corporate Park, A Wing 401 / 402, 4th Floor,  
Graham Firth Steel Compound, Off Western  
Express Highway, Jay Coach Signal, Goreagon  
(East) Mumbai - 400063  
Tel: 91-22-67341600, Fax: 91-22-67341697

**Kolkata Office:**

18, Rabindra Sarani, Poddar Court, Gate No-4,  
5th Floor, Kolkata - 700001  
Tel.: 033 6612 7000/033 4058 7000  
Fax: 033 6612 7004/033 4058 7004

SMC Global Securities Ltd. (hereinafter referred to as "SMC") is regulated by the Securities and Exchange Board of India ("SEBI") and is licensed to carry on the business of broking, depository services and related activities. SMC is a registered member of National Stock Exchange of India Limited, Bombay Stock Exchange Limited, MSEI (Metropolitan Stock Exchange of India Ltd) and M/s SMC Comtrade Ltd is a registered member of National Commodity and Derivative Exchange Limited and Multi Commodity Exchanges of India and other commodity exchanges in India. SMC is also registered as a Depository Participant with CDSL and NSDL. SMC's other associates are registered as Merchant Bankers, Portfolio Managers, NBFC with SEBI and Reserve Bank of India. It also has registration with AMFI as a Mutual Fund Distributor.

SMC is a SEBI registered Research Analyst having registration number INH100001849. SMC or its associates has not been debarred/ suspended by SEBI or any other regulatory authority for accessing /dealing in securities market. SMC or its associates or its Research Analyst or his relatives do not hold any financial interest in the subject company interest at the time of publication of this Report. SMC or its associates or its Research Analyst or his relatives do not hold any actual/beneficial ownership of more than 1% (one percent) in the subject company, at the end of the month immediately preceding the date of publication of this Report. SMC or its associates its Research Analyst or his relatives does not have any material conflict of interest at the time of publication of this Report.

SMC or its associates/analyst has not received any compensation from the subject company covered by the Research Analyst during the past twelve months. The subject company has not been a client of SMC during the past twelve months. SMC or its associates has not received any compensation or other benefits from the subject company covered by analyst or third party in connection with the present Research Report. The Research Analyst has not served as an officer, director or employee of the subject company covered by him/her and SMC has not been engaged in the market making activity for the subject company covered by the Research Analyst in this report.

The views expressed by the Research Analyst in this Report are based solely on information available publicly available/internal data/ other reliable sources believed to be true. SMC does not represent/ provide any warranty expressly or impliedly to the accuracy, contents or views expressed herein and investors are advised to independently evaluate the market conditions/risks involved before making any investment decision. The research analysts who have prepared this Report hereby certify that the views /opinions expressed in this Report are their personal independent views/opinions in respect of the subject company.

**Disclaimer:** This Research Report is for the personal information of the authorized recipient and doesn't construe to be any investment, legal or taxation advice to the investor. It is only for private circulation and use. The Research Report is based upon information that we consider reliable, but we do not represent that it is accurate or complete, and it should not be relied upon as such. No action is solicited on the basis of the contents of this Research Report. The Research Report should not be reproduced or redistributed to any other person(s) in any form without prior written permission of the SMC. The contents of this material are general and are neither comprehensive nor inclusive. Neither SMC nor any of its affiliates, associates, representatives, directors or employees shall be responsible for any loss or damage that may arise to any person due to any action taken on the basis of this Research Report. It does not constitute personal recommendations or take into account the particular investment objectives, financial situations or needs of an individual client or a corporate/s or any entity/s. All investments involve risk and past performance doesn't guarantee future results. The value of, and income from investments may vary because of the changes in the macro and micro factors given at a certain period of time. The person should use his/her own judgment while taking investment decisions. Please note that SMC its affiliates, Research Analyst, officers, directors, and employees, including persons involved in the preparation or issuance of this Research Report: (a) from time to time, may have long or short positions in, and buy or sell the securities thereof, of the subject company(ies) mentioned here in; or (b) be engaged in any other transaction involving such securities and earn brokerage or other compensation or act as a market maker in the financial instruments of the subject company(ies) discussed herein or may perform or seek to perform investment banking services for such company(ies) or act as advisor or lender/borrower to such subject company(ies); or (c) may have any other potential conflict of interest with respect to any recommendation and related information and opinions. All disputes shall be subject to the exclusive jurisdiction of Delhi High court.